



## AXIAL EXTRACT FANS WITH AUTOMATIC SHUTTERS

### APPLICATION

Ideal for air-extraction in bathroom, toilet and small/medium premises.  
Suitable to extract stale air directly to the outside or through short length ducting. Units can be wall/panel, ceiling and window mounted.

### SPECIFICATION

**Casing** made of high quality ABS provides long lasting shock-proof and robust construction. The unit is finished in white RAL 9010 and are UV resistant.

**Unique design winglet-type impeller**, providing enhanced aerodynamic properties, low noise and increased efficiency.

**Single-phase induction motors** with integral thermal protection, mounted on sealed for life high quality sleeve bearings.  
Suitable for continuous and intermittent running.

### FEATURES & BENEFITS

**IPX4** protection degree.

**Automatic shutters** for smooth and silent operation via integral thermo-actuator. Tight closing of the shutters to prevent air flowing back from outside when the fan is off.

**Totally recyclable plastic components**, environmentally friendly.

**Double insulated:** no earth connection is required.

**Tested to the latest standards:** units are tested in the TÜV Rheinland recognised laboratory at Aerauliqa, meaning accurate, up to date information on electrical safety, performance and noise level that can be relied upon. Designed and manufactured in accordance with EN60335-2-80 (Low Voltage Directive) and the EMC Directive (Electromagnetic Compatibility).

### VERSIONS

#### Standard

The fan is operated via a separate ON/OFF switch or the light switch.

#### Run-on timer

The fan is equipped with a timer circuit adjustable from  $\pm 1'$  to 25'.  
Operation: after switching off, the fan continues to run for the pre-set period of time.

#### Humidistat & timer

The fan is provided with an electronic circuit having a humidity sensor on board (adjustable from 50% to 95% RH) and a timer, adjustable from  $\pm 1'$  to 25'.  
Operation: when the percentage of relative humidity is higher/lower than the pre-set threshold, the fan is automatically activated/deactivated. After switching off, the fan continues to run for the pre-set period of time.

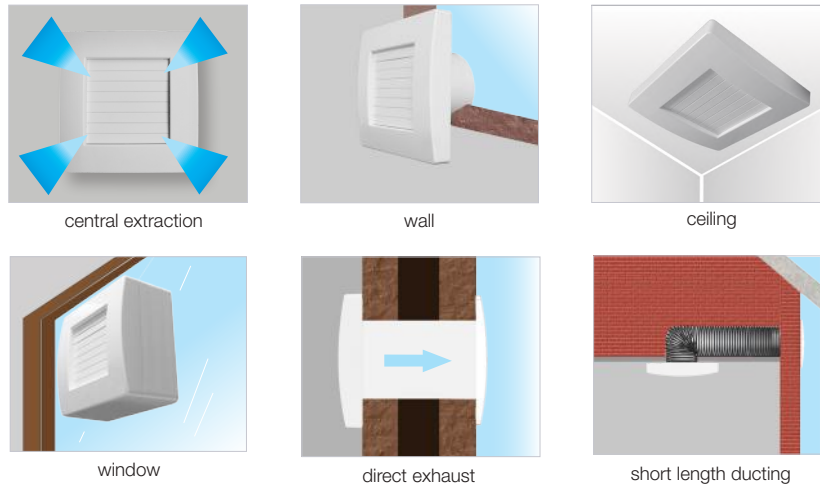
#### Pull cord

The fan is operated via the integrated ON/OFF pull cord switch.

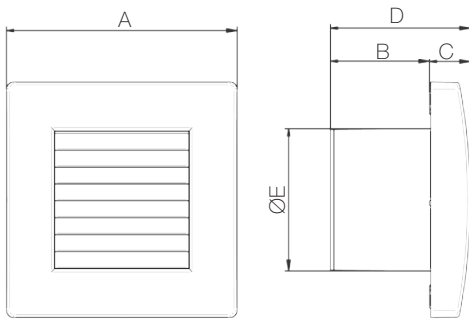
#### Humidistat-timer-pull cord

The fan is provided with an electronic circuit having a humidity sensor on board (adjustable from 50% to 95% RH) and a timer, adjustable from  $\pm 1'$  to 25'.  
Operation: when the percentage of relative humidity is higher/lower than the pre-set threshold, the fan is automatically activated/deactivated. After switching off, the fan continues to run for the pre-set period of time.  
The integrated pull cord switch activates/deactivates the fan manually.

## Installation

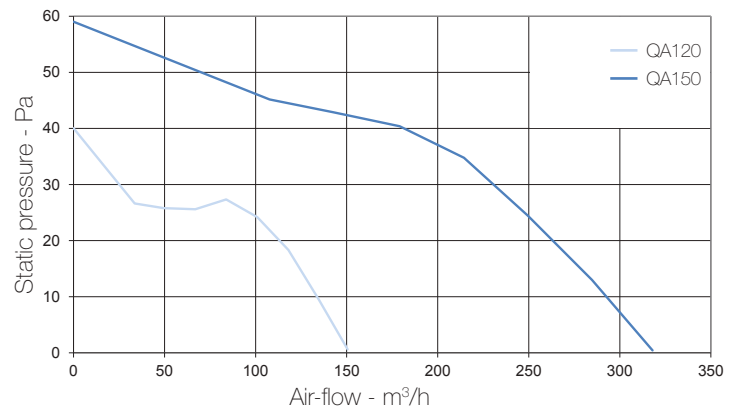
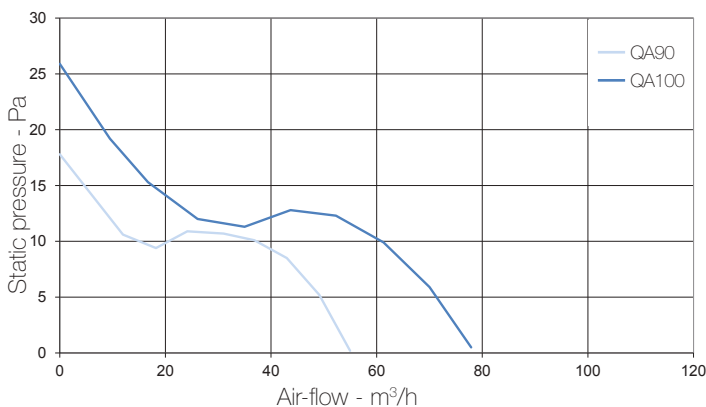


## Dimensions (mm) and Weight (kg)



Model	QA90	QA100	QA120	QA150
A	164	164	184	218
B	55	70	81	97
C	29	29	30	32
D	84	99	111	129
ØE	90	99	119	148
Weight	0,5	0,5	0,7	1,1

## Performance curve



## Performances

Model	QA90	QA100	QA120	QA150
Air-flow m <sup>3</sup> /h max	55	83	151	320
Static pressure Pa max	17	27	40	59
Power consumption W max	11	11	16	26
Sound pressure dB(A) @ 3m <sup>(1)</sup>	33	33	38	43
Ambient temperature °C max	50	50	50	50
Marking/Mark	CE	CE	CE	CE

- 220-240V ~ 50/60Hz.
- air performance measured according to ISO 5801 a 230V 50Hz, air density 1,2Kg/m<sup>3</sup>.
- data measured in the TÜV Rheinland recognised laboratory in Aerauliga.
- (1) sound pressure level @ 3m in free field.

