DC12-80(12V80Ah)

RITAR®

Specification

Cells Per Unit	6
Voltage Per Unit	12
Capacity	80Ah@20hr-rate to 1.75V per cell @25℃
Weight	Approx. 22.3 Kg (Tolerance±3.0%)
Internal Resistance	Approx. 7.0 mΩ
Terminal	F5(M8)/F11(M6)
Max. Discharge Current	800A (5 sec)
Design Life	12 years (floating charge)
Max. Charging Current	24.0 A
Reference Capacity	C3 61.1AH C5 68.9AH C10 76.2AH C20 80.0AH
Float Charging Voltage	13.6 V~13.8 V @ 25℃ Temperature Compensation: -3mV/℃/Cell
Cycle Use Voltage	14.6 V~14.8 V @ 25℃ Temperature Compensation: -4mV/℃/Cell
Operating Temperature Range	Discharge: -20℃~60℃ Charge: 0℃~50℃ Storage: -20℃~60℃
Normal Operating Temperature Range	25℃±5℃
Self Discharge	RITAR Valve Regulated Lead Acid (VRLA) batteries can be stored for up to 6 months at 25℃ and then recharging is recommended. Monthly Self-discharge ratio is less than 3% at 25℃.Please charged batteries before using.
Container Material	A.B.S. UL94-HB, UL94-V0 Optional.



DC (Deep Cycle) series batteries provide superior high integrity and reliability. It is specially designed for frequent cyclic charge and discharging. By using strong grids, thick plate and specially active material are designed for repeated deep-discharge applications. The DC series batteries offer 30% more cyclic life than the standby series. It is suitable for solar and wind renewable energy storage, mobility and medical equipment and cable TV etc.

ISO 9001 ISO 14001 OHSAS 18001

MH 28539

Dimensions

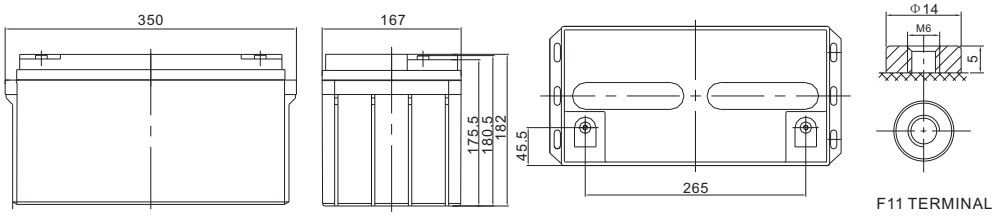

F11 TERMINAL

Length	350±2mm (13.8 inches)
Width	167±2mm (6.57 inches)
Height	182±2mm (7.17 inches)
Total Height	182±2mm (7.17 inches)
Terminal	Value
M5	6~7 N*m
M6	8~10 N*m
M8	10~12 N*m

Unit: mm

Constant Current Discharge Characteristics :A(25℃)

F.V/Time	10MIN	15MIN	30MIN	1HR	2HR	3HR	4HR	5HR	8HR	10HR	20HR
1.60V	194.3	147.7	87.12	48.59	28.94	22.54	17.68	15.04	9.646	8.000	4.146
1.65V	178.9	138.1	82.53	46.93	27.97	21.85	17.15	14.57	9.570	7.924	4.124
1.70V	165.8	129.9	78.25	45.43	27.22	20.92	16.62	14.17	9.418	7.771	4.072
1.75V	152.1	121.6	75.16	44.00	26.18	20.38	16.17	13.78	9.266	7.695	4.000
1.80V	138.5	111.4	72.39	42.04	25.28	20.00	15.79	13.60	9.114	7.619	3.961
1.85V	108.3	92.15	61.38	37.53	23.12	18.62	14.81	12.52	8.583	7.162	3.924

Constant Power Discharge Characteristics : WPC(25℃)

F.V/Time	10MIN	15MIN	30MIN	1HR	2HR	3HR	4HR	5HR	8HR	10HR	20HR
1.60V	330.8	257.6	158.3	91.22	54.71	42.80	34.08	28.47	18.80	15.69	8.277
1.65V	318.5	250.4	154.6	89.65	53.23	41.73	33.24	27.70	18.65	15.54	8.203
1.70V	297.3	237.0	147.2	87.02	51.90	40.13	32.19	27.00	18.42	15.24	8.130
1.75V	276.6	223.7	142.0	84.62	50.06	39.14	31.43	26.39	18.12	15.09	7.982
1.80V	254.9	206.8	137.4	81.16	48.92	38.92	30.83	26.03	17.82	14.93	7.908
1.85V	202.2	173.8	117.8	72.88	45.04	36.31	29.01	24.08	16.84	14.11	7.834

(Note) The above characteristics data are average values obtained within three charge/discharge cycle not the minimum values.
The battery must be fully charged before the capacity test. The C_{20} should reach 95% after the first cycle and 100% after the third cycle.

DC12-80(12V80Ah)

RITAR®

Discharge Characteristics Curve

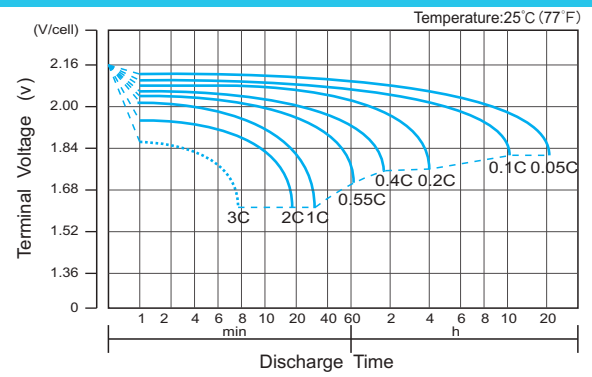

Charge Characteristic Curve for Cycle Use(IU)

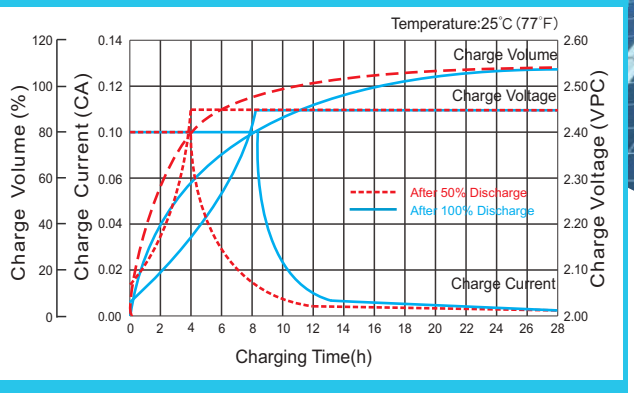

Cycle Life in Relation to Depth of Discharge

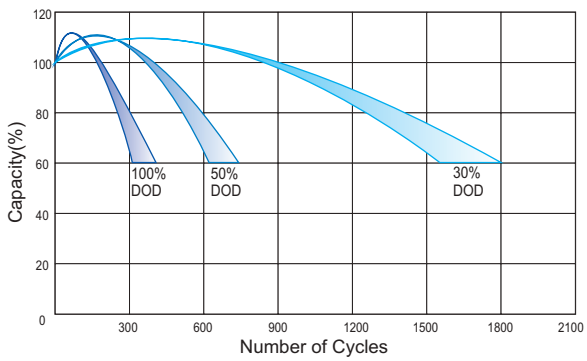

Relationship Between Charging Voltage and Temperature

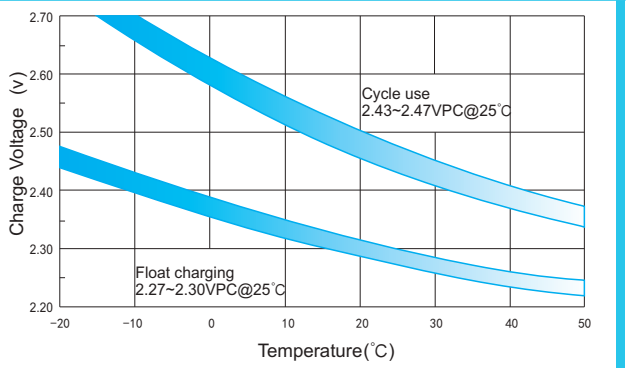

Temperature Effects on Capacity

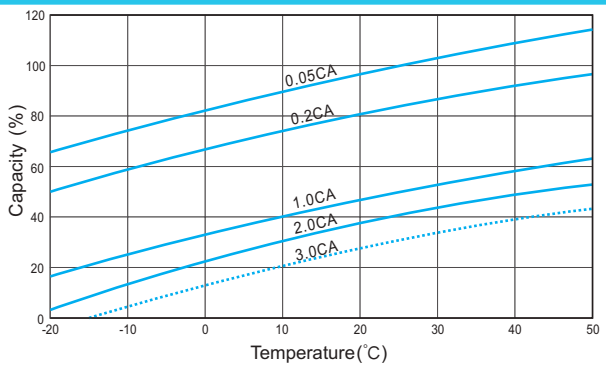

Storage Characteristics

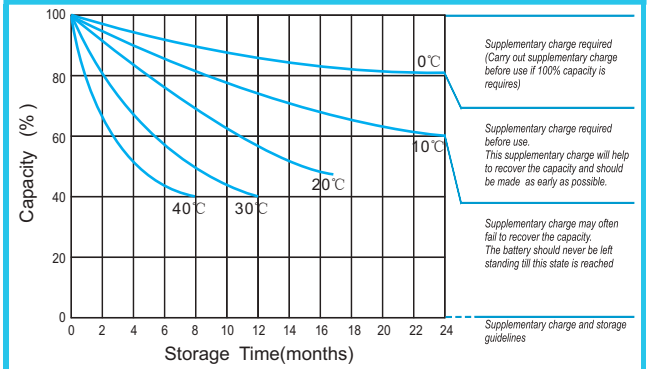

Effect of Temperature on Long Term Life

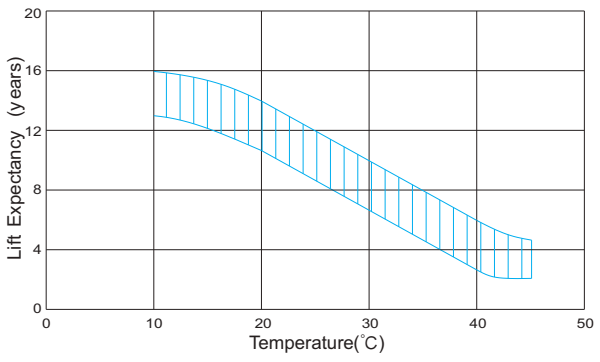

Relationship of OCV And State of Charge(20℃)

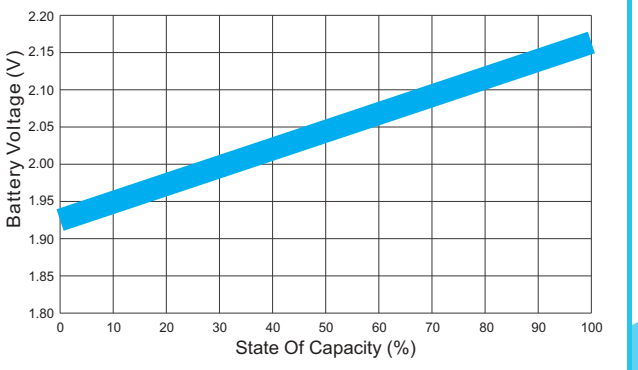

(Note) All above information shall be changed without prior notice, Ritar reserves the right to explain and update the latest information.

HENGYANG RITAR POWER CO.,LTD.

URL: www.ritarpower.com

Add: No.1 Huagong Road, Songmu Industrial Park, Shigu District, Hengyang, Hunan, China 421001

Tel: +86-734-8595528 Fax: +86-734-8595518 E-mail: sales@ritarpower.com

Version 20A-0